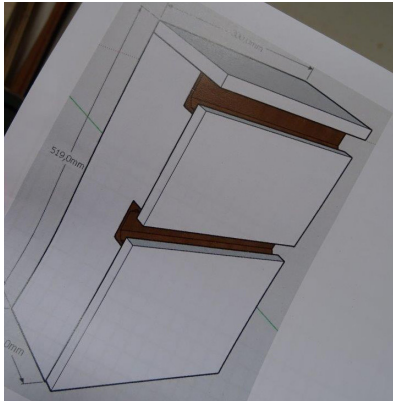



# INSTALLATION INSTRUCTIONS HANDLELESS SYSTEM LIMBO


L profiles are recommended for drawers/doors directly beneath the worktop or cover panel. C profiles are applied between two drawers or between a drawer and a door.



planning a piece of furniture with integrated wooden handles



measuring of the exact handle position




marking the position



cutting a recess into the lateral part of the carcass



checking the fit



attaching via assembly equipment



gluing the end caps - view from outside



view from inside: handle with end cap



finished carcass with oak handles (L- and C-profile) and one-sided gap closure