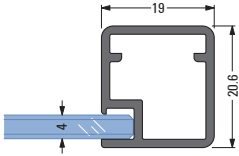


Order

 Enquiry

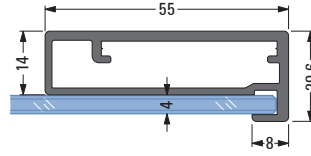
As at 8/26/24

### Please select a profile!



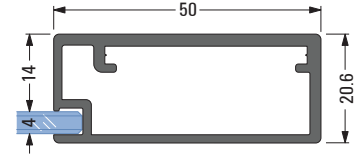
#### Grave

- silver-coloured anodised, matt
- inox-coloured anodised, lightly brushed\*
- black anodised, matt\*
- gold look anodised, matt\*



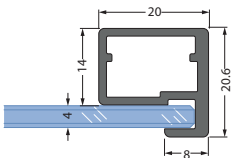
#### Adagio

- silver-coloured anodised, matt
- inox-coloured anodised, lightly brushed\*
- black anodised, matt\*



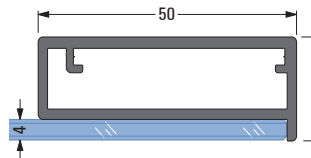
#### Forte

- silver-coloured anodised, matt
- inox-coloured anodised, lightly brushed\*
- black anodised, matt\*



#### Amoroso

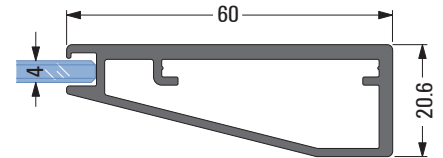
- silver-coloured anodised, matt
- inox-coloured anodised, lightly brushed\*
- black anodised, matt\*



#### Largo

Only for opaque glasses

- silver-coloured anodised, matt
- inox-coloured anodised, lightly brushed\*
- black anodised, matt\*




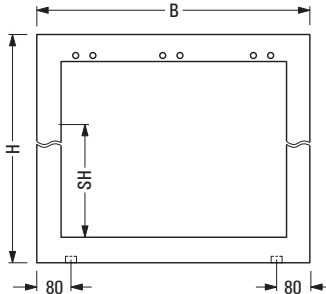
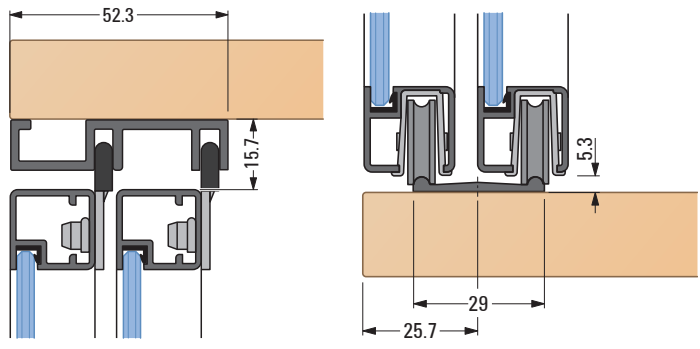


#### Marcato

- black anodised, matt\*
- inox-coloured anodised, lightly brushed\*
- gold look anodised, matt\*

\*Not suitable for Fox sliding door fitting.

As at 8/26/24

Number of frames:	<input type="text"/> pcs	<input type="text"/> pcs	<input type="text"/> pcs	<input type="text"/> pcs	<input type="text"/> pcs
Frame width (B):	<input type="text"/> mm	<input type="text"/> mm	<input type="text"/> mm	<input type="text"/> mm	<input type="text"/> mm
Frame height (H):	<input type="text"/> mm	<input type="text"/> mm	<input type="text"/> mm	<input type="text"/> mm	<input type="text"/> mm
Clear carcass width:	<input type="text"/> mm	<input type="text"/> mm	<input type="text"/> mm	<input type="text"/> mm	<input type="text"/> mm
Clear carcass height:	<input type="text"/> mm	<input type="text"/> mm	<input type="text"/> mm	<input type="text"/> mm	<input type="text"/> mm
Lock height:	<input type="text"/> mm				
Door arrangement with lock:	<input type="checkbox"/>  <input type="checkbox"/>  <input type="checkbox"/> 				
Oval cylinder lock (only for Grave)	<input type="checkbox"/> Yes <input type="checkbox"/> No				
					
<input type="checkbox"/> Fox sliding door fitting Guide rail length: 2500 mm, maximum weight for the door: 20 kg profile example: 220.3500					
<input type="checkbox"/> desired Hettich sliding door fitting Hettich fitting no: <input style="width: 200px;" type="text"/>	(please enclose sketch)				

As at 8/26/24

**Choose a filling panel!**

ESG - toughened safety glass (4 mm):

- |                                                                |                                                                                        |
|----------------------------------------------------------------|----------------------------------------------------------------------------------------|
| <input type="checkbox"/> Float                                 | <input type="checkbox"/> Float bronze                                                  |
| <input type="checkbox"/> Float (extra white)                   | <input type="checkbox"/> Float grey                                                    |
| <input type="checkbox"/> Float (extra white) mosaic design     | <input type="checkbox"/> Float dark grey                                               |
| <input type="checkbox"/> Satinato                              | <input type="checkbox"/> Float (extra white), lacquered in metallic gold               |
| <input type="checkbox"/> Satinato (extra white)                | <input type="checkbox"/> Float (extra white) mosaic design, lacquered in metallic gold |
| <input type="checkbox"/> Lacquered glass (please select above) | <input type="checkbox"/> Float design "wireframe look"                                 |
| RAL <input type="text"/>                                       | <input type="checkbox"/> Madras Fluido-T chiaro                                        |
|                                                                | <input type="checkbox"/> Master-Carré                                                  |
|                                                                | <input type="checkbox"/> Mirror without shatter protection                             |

**Special Filling Panels**

- individually printed glass  
(send desired motif by email or select photo at [www.stock.adobe.com](http://www.stock.adobe.com))
- magnetic

Glass drilling:  No  Yes (please add sketch)

**Custom made - no return possible.**

Sketch:

<b>Customer no.</b>	<input type="text"/>	<b>Company</b>	<input type="text"/>
<b>Contact person</b>	<input type="text"/>	<b>Consignment no.</b>	<input type="text"/>
<b>Phone</b>	<input type="text"/>	<b>Fax</b>	<input type="text"/>
<b>Date</b>	<input type="text"/>	<b>Signature</b>	_____