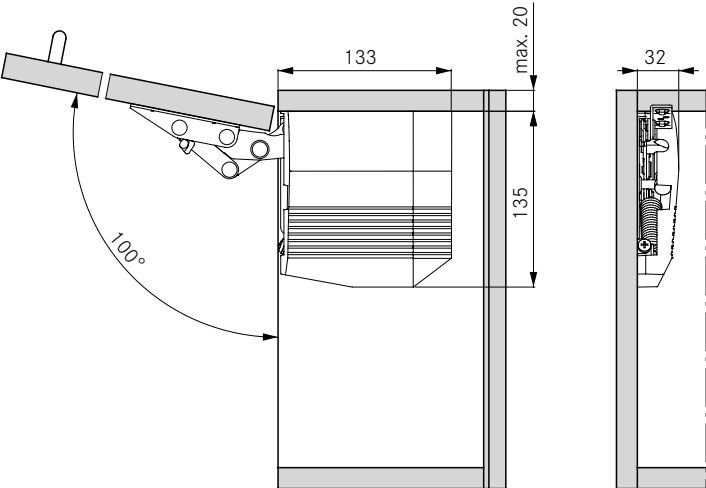
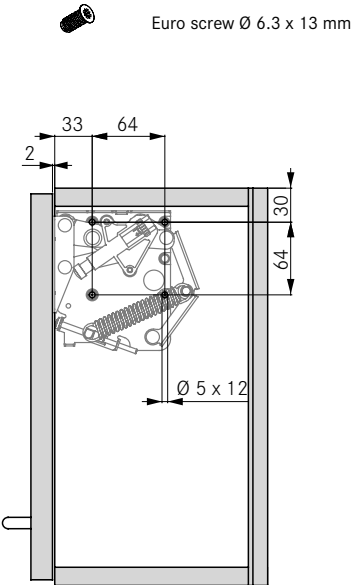
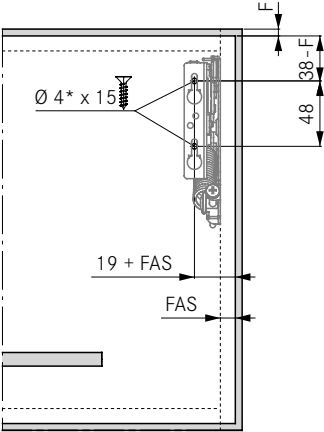
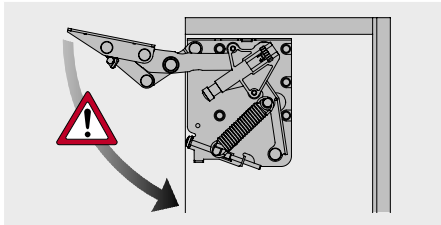


ASSEMBLY AND INSTALLATION INSTRUCTIONS

All dimensions in millimetres

Required space	Side wall drilling positions
	
Front installation for wooden and frame flaps (min. 45 mm width)	
	
	* Pre-drilling required Ø 2 mm
Calculation of flap weight	
Flap width x flap height x flap thickness x density ¹ + weight of handle ² = weight of flap	
¹ Densities: MDF board 0.85 kg/dm ³ , chipboard 0.65 kg/dm ³ , spruce/pine 0.45 kg/dm ³	
² For bar handles, allow 0.1 kg per 100 mm of handle length. We recommend a trial fitting	

WARNING



Important!
Caution – risk of injury!
Fitting is spring-tensioned!

LEGEND

F Reveal
FAS Front overlay, side