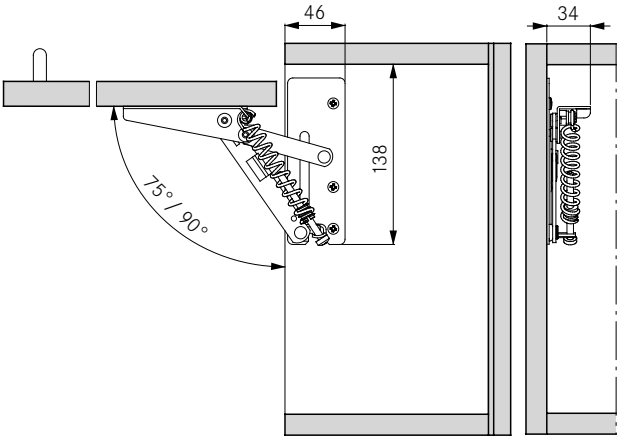
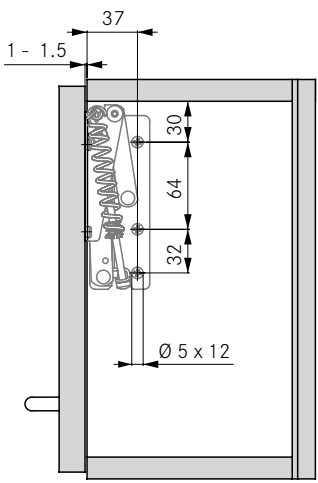
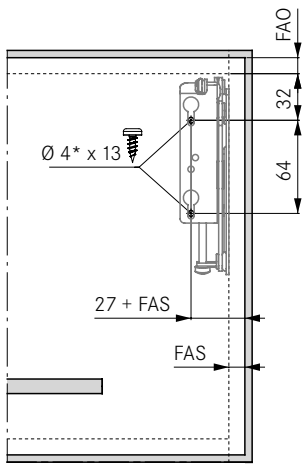
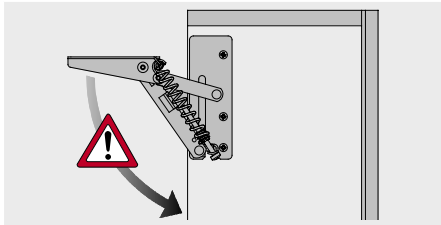


ASSEMBLY AND INSTALLATION INSTRUCTIONS

All dimensions in millimetres

Required space	Side wall drilling positions
	 <p>Euro collar screw Ø 6.3 x 13.5 mm</p>
Front installation for wooden and frame flaps (min. 55 mm width)	
 <p>* Pre-drilling required Ø 2 mm</p>	
Calculation of flap weight	
<p>Flap width x flap height x flap thickness x density ¹ + weight of handle ² = weight of flap</p> <p>¹ Densities: MDF board 0.85 kg/dm³, chipboard 0.65 kg/dm³, spruce/pine 0.45 kg/dm³</p> <p>² For bar handles, allow 0.1 kg per 100 mm of handle length. We recommend a trial fitting</p>	

WARNING



Important!
Caution – risk of injury!
Fitting is spring-tensioned!

LEGEND

- F Reveal
- FAO Front overlay, top
- FAS Front overlay, side
- PH Stamping height